

Cardiology Associates

YORKDALE CARDIOLOGY

960 Lawrence Ave. West Suite 205 Toronto, ON M6A 3B5 Tel: 416 256-7100 Fax: 416 256-7147

AURORA CARDIOLOGY

372 Hollandview Trail Suite 304 Aurora, ON L4G 0A5 Tel: 905 713-1300 Fax: 905 713-1302

GEORGINA CARDIOLOGY

Georgina Health Centre 716 The Queensway South Keswick, ON L4P 4C9 Tel: 1-888-882-1731 Fax: 1-888-882-1719

TOLL FREE TEL: 1-888-882-1731 • FAX: 1-888-882-1719

REFERRAL FORM

PATIENT INFORMATION

NAME _____

D.O.B. _____

HEALTH CARD # _____

TELEPHONE # _____

APPOINTMENT

DATE _____

TIME _____

- URGENT
INFORM REFERRING PHYSICIAN OF SCHEDULED TIME

SERVICES

- CARDIOLOGY CONSULTATION
ECHOCARDIOGRAM
STRESS ECHO
STRESS TEST
HOLTER MONITOR
LOOP/EVENT RECORDER
AMBULATORY BP MONITOR
ECG
24 HR
48 HR
72 HR
7 DAYS
14 DAYS
14 DAYS (not covered by OHIP)
24 HR
48 HR (not covered by OHIP)

- ADD CONTRAST TO ECHO OR STRESS ECHO
BOOK A CONSULTATION IF TEST RESULTS ARE ABNORMAL

INDICATIONS/CLINICAL INFORMATION

Horizontal lines for patient information input

- ABNORMAL ECG
ABNORMAL GXT
ARRHYTHMIA / A. FIB.
CHEST PAIN / ACS
CARDIAC MASSES
CARDIAC RISK FACTORS
CARDIOMYOPATHY
DIZZINESS
EMBOLIC EVENTS
ENDOCARDITIS
HEART MURMUR
HIGH BP / HTN
HISTORY / SUSPECTED MVP
HISTORY OF CAD
HISTORY OF CHF
HISTORY OF MI / STROKE
PALPITATIONS
PEDAL EDEMA
PERICARDIAL DISEASE
PRE-CARDIOVERSION
PROSTHETIC VALVE/S
PULMONARY HTN/DISEASE
SHORTNESS OF BREATH
SYNCOPE
THORACIC AO DISEASE
VALVULAR DISEASE

DATE _____ MD _____

All our offices are wheelchair accessible

CONSULTATION APPOINTMENTS

- Please bring or ask your referring physician to forward any relevant cardiac records or investigation reports.
- Please bring all your current medications at all visits (including follow up appointments).
- You should plan on being at the office for about 60-90 minutes (time may vary with each patient).

ECHOCARDIOGRAM

Echocardiogram is an ultrasound of the heart. The test shows live moving images of your heart. A technologist uses a gel to slide a microphone-like device over the chest area. No radiation is involved in the heart ultrasound.

- There is no special preparation required for an echocardiogram
- Please wear a two-piece outfit
- You should plan on being at the lab for about 45-60 minutes

STRESS TEST AND STRESS ECHO

You will be exercising by walking on a treadmill. Your vitals and ECG will be monitored continuously. For Stress Echo studies, ultrasound images will be taken before and after exercise.

- Please bring a list of all your current medications. Do not take the following medications in the 24 hours prior to your test: Metoprolol, Diltiazem, Acebutolol, Atenolol and Bisoprolol, unless advised otherwise by your referring doctor.
- On the day of the test, have a light meal before the test
- Please bring comfortable shoes (preferably running shoes) and wear loose-fitting two-piece clothes (shorts and T-shirt)
- You should plan on being at the lab for about 30-60 minutes (exercise part of the test usually takes only 5-15 minutes).

HOLTER MONITOR

Also known as an ambulatory ECG monitor, a Holter monitor records your heart rhythm for an entire recording period. Wires from electrodes on your chest connect to a battery-operated recording device worn on a belt or shoulder strap. While wearing the monitor, you may keep a diary of your activities and symptoms, which will later be correlated with the ECG recordings. Please carry out all your activities as usual except for bathing. Hook up takes 15-25 minutes.

LOOP RECORDER / CARDIAC EVENT RECORDER (not covered by OHIP)

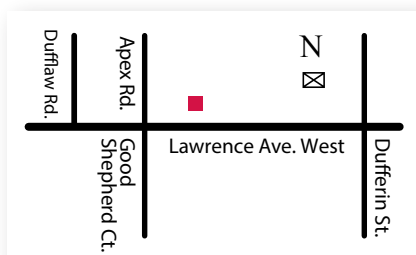
A loop monitor is a patient-activated recording device which is used to record your ECG during symptoms suggestive of rhythm disturbances. The recorder can be easily taken off for bathing or shower needs. The recorded data will be analyzed and correlated with documented symptoms. Hook up takes 15-25 minutes.

AMBULATORY BLOOD PRESSURE MONITOR (not covered by OHIP)

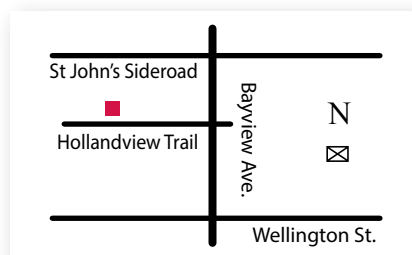
Ambulatory blood pressure monitor will measure and record your BP readings for 24 or 48 hours. The recorder will take measurements of your blood pressure every twenty minutes during the day and every hour during sleep. Hook up takes 15-25 minutes. Please carry out all your activities as usual except for bathing.

ECG

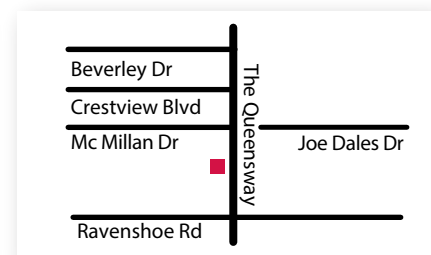
No preparation is required. However, avoid exercising just before the test. You should plan on being at the lab for about 10-20 minutes.



YORKDALE CARDIOLOGY
960 Lawrence Ave. West, Suite 205



AURORA CARDIOLOGY
372 Hollandview Trail, Suite 304



GEORGINA CARDIOLOGY
716 The Queensway South